

User Guide for MIMIC Leaders

Register as a MIMIC Leader

You must be a leader of a group which subscribes to the Energize website.
(If not, go to <http://www.energize.uk.net/pages/energizeintro> to find out about Energize and see how your group can subscribe)

Log on to Energize and click on “Manage My Details”,

Choose the option “My MIMIC application”. This will take you to the registration form.
NB To complete this form, you will need your CRB Disclosure, or equivalent, details.

A text box will appear, telling you that your registration as a MIMIC Leader has been successful.

In future, when you access the “Manage My Details” page on Energize, you will be listed as a MIMIC Leader.

Wait for about ten minutes for your details to pass from Energize to MIMIC. Then you can go to www.mimicus.org and log on, using your Energize e-mail address and password. This will take you to the Leaders’ section of MIMIC, where you can access and track the progress of all the young people who have registered with you as their MIMIC Leader.

NB To access the “Events and Holidays” and “Opportunities to Serve” sections of the MIMIC website, do not log in as a leader. These are publicly available and therefore are not accessed through the Leaders’ section of MIMIC.

Young People’s registration on MIMIC

Young people should register on the MIMIC website itself.

Go to www.mimicus.org

Choose your age group in the right hand block:
7 -10; 11 – 14; 15+

This will take the young person to the registration form for their age group.

NB To complete this form, the child or young person will need:

- their parent or guardian’s details
- the name of their organisation, or group (this will be the name the group is known by on Energize)
- the name of their section, or age group
- the name of their MIMIC Leader









You will receive an e-mail asking you to confirm that you accept this child or young person and that you are willing to be their MIMIC Leader.

Now successfully registered, you and your young people are ready to start exploring MIMIC.

My Journey

You can work together to unpack a number of character traits of Jesus which we've called 'Trademarks' e.g. generosity, integrity, humility.

My Journey

		Consistent 7-10 To live a life of consistency means that I'm living a life where my words and actions match up, and where those words and actions are driven by a commitment to do the right thing.
		Content 7-10 To live a life of contentment means that I will always be happy with what I have.
		Courageous - 7-10 To live a life that is courageous means that I will regularly say and do the right thing even when it's hard or when I'm afraid, knowing that God will help me

Once they understand what this is about, the child or young person can choose a challenge to put this into practice.

Once they have completed a challenge, they can record their progress on their "Passport" (which is the on-line record of their achievements). This will include giving some thoughts or reflections on their learnings. You will receive an email informing you of their progress, so you have the opportunity to discuss this with the young person to reinforce their learning.




My Rucksack

Your young people will have the opportunity to watch a weekly video message which is aimed specifically at their age-group. There will be a 4-weekly rolling programme, which covers "Your Life as a Disciple"; "Just for the Guys" and "Just for the Girls"; "Through the Bible" and "The Big Challenge". Encourage them to watch their video each week and to think about what it means to them. They can make comments and read others' comments on each video.

You will find it helpful to watch the videos yourself, so you can discuss them with your young people.

Going Deeper

Your young people can see what courses are available, read a little about each one to help them decide which is the right course for them, look at what each unit of each course contains, and record their progress in their passport.

	<p>Influencers</p> <p>Do you want to turn your school upside down from the inside out, impacting the corridors and classrooms for God? Then you're looking for Influencers! A challenging 16 session course that will enable you to make a real Kingdom impact in your school, empowering you to reach your friends through words and action as you model a Christ-like lifestyle.</p> <p>Recommended age range 13+</p>
	<p>Infusion</p> <p>So you're thinking about helping in your local youth group and becoming a leader? Then Infusion is just for you! It's a brilliant course that gives you a real grounding in working effectively with young people.</p> <p>Recommended age range 13+</p>
	<p>Kinetic</p> <p>Do you want to accelerate your development as a leader in God's world? Then check out Kinetic! This pioneering programme aims to develop and release your leadership ability so that you can be used by God to make a difference in your world. The word "Kinetic" means "causing Movement; active; dynamic; energizing". This is what "Kinetic" is all about. Leadership that causes movement, leadership that is active and leadership that is dynamic and energizing.</p> <p>Recommended age range 15+</p>

They will need you, as their MIMIC Leader, to access and provide the course material which is at <http://www.energize.uk.net/training/category/emergingleaders>. Alternatively, they can buy hard copies of each course booklet from Urban Saints.

When they record progress on their passport, you will receive an email notifying you. You will then have the opportunity to discuss it with them.

Events and Holidays:

You and your young people can see what is available for them, by age group or by area, or by downloading the complete brochure of all Urban Saints experiences. Once your young person has taken part in any of these experiences, they can enter this on to their passport and keep a record of all they have done.

Opportunities to Serve

Young people can experience serving others from a young age. Usually younger children will learn to help at home, then you, as their Group Leader, may arrange some ways in which your children can serve as a group. Details of these are given in the "Opportunities to Serve" section in the 7 – 10 age group. As your young people grow older, they may wish to take one of the opportunities to serve, either in this country or overseas. Full details of all the service opportunities are in the "Opportunities to Serve" section in the 11 – 14 and 15+ age groups. Once your young person has taken part in one of these service opportunities, they can enter this on to their passport and keep a record of all they have done.

Your Questions

We hope that you and your young people will find MIMIC helpful and that it will provide a springboard to take off on their life of discipleship. If you have questions about how to use any aspect of MIMIC, e-mail them to mimic@urbansaints.org