

LEADERS Guide

What is KLEER Series?

Start spiritual conversations with young people in any school, church or youth context.







Each short creative KLEER Series video is a blend of presentation, visual storytelling and spoken word poetry followed by thought provoking questions to facilitate learning with young people in any group setting.

KLEER Series empowers young people to explore the idea that they are spiritual and how this discovery can transform an individual's perspective on their identity, purpose and faith.
















Young people will build positive relationships whilst learning how to engage with spiritual issues from their own unique starting point. KLEER Series will challenge perceptions about life and encourage the kind of reflective conversation that will inspire them to find out more about the Christian faith through further learning.

There are 24 KLEER Series sessions with 6 different themed sets each comprised of 4 sessions.

How do I use KLEER Series?

-  **Practical:** Use in any context with young people, whether a school classroom, an informal youth club or church youth group.
-  **Adaptable:** Tailor to any group size and make your whole session last as long as you need dependent upon your group requirements.
-  **Connected:** Use all 24 sessions individually or as sets of four to form a connected theme. Use as a stand-alone curriculum or integrate with your other lesson plans for any relevant subject.
-  **Easy to use:** Minimum preparation time is needed by youth workers, Teachers and group leaders. Young people themselves can even use the sessions to lead their peers.
-  **Quick to start:** Just press play, watch the video with your group, and then facilitate conversations via one to one, small groups or as a whole group discussion.
-  **Engaging material:** Relevant for young people aged 13 plus from any faith background or none. There is no assumption of prior knowledge, no religious experience necessary, and no use of complicated religious terminology.

Where can I use KLEER Series?

Use in Schools...	Use in Churches & Youth Groups...
<ul style="list-style-type: none">  Use in Curriculum lessons such as Religious Education, English, Poetry, Media, Philosophy, PSHE (UK), Citizenship or Speaking & Listening  Use in Assembly or as tutor time activities  Use as lesson starters for any relevant subject  Perfect for Breakfast, lunchtime or after school clubs  Use in Small groups or in peer to peer mentoring  In UK schools KLEER series can contribute towards effective spiritual, moral, social and cultural (SMSC) development making it helpful for OFSTED. This is an ideal benefit for schools to be aware of. 	<ul style="list-style-type: none">  Suitable for any type of church youth group  Use in informal youth clubs  Deliver through small groups  Use as part of a Sunday School programme  Integrate into your outreach programmes  Perfect for Residential weekends  Use online and mobile in detached youth work settings  Offer KLEER Series in your local School as part of a community outreach  Ideal to follow up with Christian foundation courses such as Youth Alpha

Start spiritual conversations with young people in any school, church or youth context

LEADERS Guide

OVERVIEW OF SET 1 KLEER SPIRITUALITY

Through the videos in SET 1 young people will learn to pause long enough to look beyond their five senses into the invisible things that define their spirituality...

SESSION	VIDEO DESCRIPTION	CONVERSATION STARTERS
1A PAUSE	Through this short video young people will explore the idea that life is worth stopping to think about.	<ol style="list-style-type: none"> 1. What does the idea that life is worth stopping to think about mean to you? 2. Why do you think we are so easily distracted from pausing in our busy lives? 3. Can you share some practical ways you might pause more in your daily life?
1B SENSES	Through this short video young people will explore the idea that our five senses can't explain everything.	<ol style="list-style-type: none"> 1. What does the idea that our five senses might not explain everything mean to you? (Sight, sound, touch, taste, smell) 2. Why might there be more ways to understand our world than just through our five senses? 3. Can you share a personal experience that is not easily explained by just your five senses?
1C INVISIBLE	Through this short video young people will explore the idea that invisible things matter.	<ol style="list-style-type: none"> 1. What does the idea that invisible things matter mean to you? 2. Why do you think people seem to care more about what we can see than what we can't? 3. Can you share some invisible things in your life that matter to you?
1D SIGNAL	Through this short video young people will explore the idea that everyone is spiritual.	<ol style="list-style-type: none"> 1. What does the idea that everyone is spiritual mean to you? 2. Why might understanding that you are a spiritual person be helpful for you? 3. Can you share how you try to express your spirituality at the moment?

REMINDERS FOR LEADERS:

1. **ADAPT** the use of these flexible videos dependent upon your group size and their needs – use on their own or add your own relevant activities, illustrations or talking points.
2. **BALANCE** the number of videos you use in each session dependent upon time restrictions – one to four can be used together as part of a thematic set.
3. **CREATE** space for conversation by pressing pause on the video in between each conversation starter. Use as many of the questions that are relevant to your group. Try different discussion techniques such as pair and share, small groups or whole group discussion to enhance learning.

Start spiritual conversations with young people in any school, church or youth context

OVERVIEW OF SET 2 KLEER IDENTITY

Through the videos in SET 2 young people will learn that they are more than their outward appearance or labels and that their inner identity is made of mind, body and spirit...

Session	Video Description	Conversation Starters
2A XRAY VISION	Through this short video young people will explore the idea that your real identity comes from the inside out.	<ol style="list-style-type: none"> 1. What does the idea that your real identity comes from the inside out mean to you? 2. Why might some people try to mask who they really are and in what ways do we see this happen? 3. Can you share some positive thoughts about who you are on the inside?
2B PACKAGING	Through this short video young people will explore the idea that you are more than what others see on the outside.	<ol style="list-style-type: none"> 1. What does the idea that we are more than what others see on the outside mean to you? 2. Why do you think the world places so much value on outward appearances? 3. Can you share what you imagine the world might be like if we looked beyond our outward appearances?
2C LABEL	Through this short video young people will explore the idea that you are more than a label.	<ol style="list-style-type: none"> 1. What does the idea that you are more than a label mean to you? 2. Why do you think we put so many labels on others? 3. Can you share any stories of where you have looked beyond a person's label and discovered what they are really like?
2D SIM CARD	Through this short video young people will explore the idea that everyone is made of mind, body and spirit.	<ol style="list-style-type: none"> 1. What does the idea that everyone is made of mind, body and spirit mean to you? 2. Why do you think we seem to focus more attention on our mind and body rather than our spirit? 3. Can you share your thoughts on why seeing every individual as having a mind, body and spirit could influence our world in a positive way?

REMINDERS FOR LEADERS:

1. **ADAPT** the use of these flexible videos dependent upon your group size and their needs – use on their own or add your own relevant activities, illustrations or talking points.
2. **BALANCE** the number of videos you use in each session dependent upon time restrictions – one to four can be used together as part of a thematic set.
3. **CREATE** space for conversation by pressing pause on the video in between each conversation starter. Use as many of the questions that are relevant to your group. Try different discussion techniques such as pair and share, small groups or whole group discussion to enhance learning.

Start spiritual conversations with young people in any school, church or youth context

OVERVIEW OF SET 3 KLEER DIRECTION

Through the videos in SET 3 young people will learn that the right perspective and influences will help them follow their moral compass and strengthen their spirit...

Session	Video Description	Conversation Starters
3A SIX PACK	Through this short video young people will explore the idea that real strength comes from the inside out.	<ol style="list-style-type: none"> 1. What does the idea that real strength comes from the inside out mean to you? 2. Why might becoming stronger on the inside be helpful for you to think about? 3. Can you share any practical ways you could start to become stronger on the inside?
3B FOCUS	Through this short video young people will explore the idea that your focus frames your world.	<ol style="list-style-type: none"> 1. What does the idea that your focus frames your world mean to you? 2. Why do people tend to focus more on bad news rather than good? 3. Can you share what you are most grateful for in your life right now?
3C CONTROLLED	Through this short video young people will explore the idea that influences will either make us or break us.	<ol style="list-style-type: none"> 1. What does the idea that influences will either make us or break us mean to you? 2. Why do you think some young people struggle to deal with the negative influences around them? 3. Can you share what the most positive influences in your life are right now?
3D COMPASS	Through this short video young people will explore the idea that everyone has a moral compass.	<ol style="list-style-type: none"> 1. What does the idea that everyone has a moral compass mean to you? 2. Why do you know what the right or wrong thing to do is in any situation and how do you come to make your decision? 3. Can you share some examples of things you feel are not right about our world today and how you know they are wrong?

REMINDERS FOR LEADERS:

1. **ADAPT** the use of these flexible videos dependent upon your group size and their needs – use on their own or add your own relevant activities, illustrations or talking points.
2. **BALANCE** the number of videos you use in each session dependent upon time restrictions – one to four can be used together as part of a thematic set.
3. **CREATE** space for conversation by pressing pause on the video in between each conversation starter. Use as many of the questions that are relevant to your group. Try different discussion techniques such as pair and share, small groups or whole group discussion to enhance learning.

Start spiritual conversations with young people in any school, church or youth context

OVERVIEW OF SET 4 KLEER PERSPECTIVE

Through the videos in SET 4 young people will learn that the human spirit, which we connect with through awe and wonder, can persevere through tough times, as well as show real love and compassion to others...

Session	Video Description	Conversation Starters
4A WOW!	Through this short video young people will explore the idea that awe and wonder helps you connect with your spirit.	<ol style="list-style-type: none"> 1. What does the idea that awe and wonder helps you connect with your spirit mean to you? 2. Why do you think we sometimes miss out on moments of awe and wonder? 3. Can you share a breathtaking moment or experience you have had that made you feel truly alive?
4B ROLLERCOASTER	Through this short video young people will explore the idea that your spirit can keep going through the ups & downs of life.	<ol style="list-style-type: none"> 1. What does the idea that your spirit can keep you going through the ups and downs of life mean to you? 2. Why do you think some people are able to persevere through tough times while others fall apart so easily? 3. Can you share what gives you the strength to keep going through the ups and downs in your life?
4C HEARTBEAT	Through this short video young people will explore the idea that love brings your spirit to life.	<ol style="list-style-type: none"> 1. What does the idea that love brings your spirit to life mean to you? 2. Why do you think love is such a popular topic in every type of media from music to movies? 3. Can you share your definition of true love and where you think we see examples of it in practice?
4D WALK	Through this short video young people will explore the idea that your spirit helps you put yourself in other people's shoes.	<ol style="list-style-type: none"> 1. What does the idea that your spirit helps you put yourself in other people's shoes mean to you? 2. Why do you think some people chose to ignore the suffering they see around them? 3. Can you share an example of where you have seen compassion in action and what difference it made for others?

REMINDERS FOR LEADERS:

1. **ADAPT** the use of these flexible videos dependent upon your group size and their needs – use on their own or add your own relevant activities, illustrations or talking points.
2. **BALANCE** the number of videos you use in each session dependent upon time restrictions – one to four can be used together as part of a thematic set.
3. **CREATE** space for conversation by pressing pause on the video in between each conversation starter. Use as many of the questions that are relevant to your group. Try different discussion techniques such as pair and share, small groups or whole group discussion to enhance learning.

Start spiritual conversations with young people in any school, church or youth context

LEADERS Guide

OVERVIEW OF SET 5 KLEER PURPOSE

Through the videos in SET 5 young people will learn that life's purpose is not discovered by endlessly pursuing money and fame for yourself but is found whilst focusing on others...

Session	Video Description	Conversation Starters
5A DASH	Through this short video young people will explore the idea that life has a purpose worth discovering.	<ol style="list-style-type: none"> 1. What does the idea that life has a purpose worth discovering mean to you? 2. Why do some people think there is no real purpose to life? 3. Can you share what you want to be saying at your 90th birthday party about the kind of life you have lived?
5B CELEBRITY	Through this short video young people will explore the idea that fame is not always worth following.	<ol style="list-style-type: none"> 1. What does the idea that fame is not always worth following mean to you? 2. Why do you think some people get famous and then discover it is not enough to make them feel satisfied? 3. Can you share who your own role model is and why you think they are worth following?
5C CURRENCY	Through this short video young people will explore the idea that money is not the only goal worth pursuing.	<ol style="list-style-type: none"> 1. What does the idea that money is not the only goal worth pursuing mean to you? 2. Why do you think money and happiness don't always go hand in hand? 3. Can you share some of the things in your life that money can't buy but make you feel content?
5D SELFIE	Through this short video young people will explore the idea that life is better when we think more about others than ourselves.	<ol style="list-style-type: none"> 1. What does the idea that life is better when we think more about others than ourselves mean to you? 2. Why do you think some people find it a challenge to see beyond their own selfish needs? 3. Can you share how you could start to use your own talents to benefit others?

REMINDERS FOR LEADERS:

1. **ADAPT** the use of these flexible videos dependent upon your group size and their needs – use on their own or add your own relevant activities, illustrations or talking points.
2. **BALANCE** the number of videos you use in each session dependent upon time restrictions – one to four can be used together as part of a thematic set.
3. **CREATE** space for conversation by pressing pause on the video in between each conversation starter. Use as many of the questions that are relevant to your group. Try different discussion techniques such as pair and share, small groups or whole group discussion to enhance learning.

Start spiritual conversations with young people in any school, church or youth context

OVERVIEW OF SET 6 KLEER FAITH

Through the videos in SET 6 young people will consider whether the creator of our human spirit might be God, and how our desire for a fresh start can lead to a new spiritual connection...

Session	Video Description	Conversation Starters
6A MADE	Through this short video young people will explore the idea that your spirit might actually come from God	<ol style="list-style-type: none"> 1. What does the idea that your spirit might actually come from God mean to you? 2. Why do you think so many people are convinced that human beings are made by God? 3. Can you share why it might change the way you see yourself if you knew you were created by God?
6B PROFILE PIC	Through this short video young people will explore the idea that perhaps we were created in the image of God	<ol style="list-style-type: none"> 1. What does the idea that we were created in the image of God mean to you? 2. Why do you think the evidence for a creator is sometimes ignored or dismissed? 3. Can you share your ideas on what God might be like based on what you know about the human spirit?
6C RESET BUTTON	Through this short video young people will explore the idea that Jesus still offer fresh starts today.	<ol style="list-style-type: none"> 1. What does the idea that Jesus still offers fresh starts today mean to you? 2. Why do you think Christians believe that Jesus is like a reset button? 3. Can you share what you know about the life of Jesus and why he might show us what God is like?
6D HASHTAG	Through this short video young people will explore the idea that your connection can lead to a brand new story.	<ol style="list-style-type: none"> 1. What does the idea that your connection can lead to a brand new story mean to you? 2. Why do you think the themes of Kleer Series could help someone change their perspective on life? 3. Can you share what you have learnt during your experience of Kleer Series?

REMINDERS FOR LEADERS:

1. **ADAPT** the use of these flexible videos dependent upon your group size and their needs – use on their own or add your own relevant activities, illustrations or talking points.
2. **BALANCE** the number of videos you use in each session dependent upon time restrictions – one to four can be used together as part of a thematic set.
3. **CREATE** space for conversation by pressing pause on the video in between each conversation starter. Use as many of the questions that are relevant to your group. Try different discussion techniques such as pair and share, small groups or whole group discussion to enhance learning.

Start spiritual conversations with young people in any school, church or youth context